

Scaled data based on original data using  
LM-79-08 Approved Method: Electrical and Photometric Measurements of Solid-  
State Lighting Products

Test Report Prepared for  
Cooper Lighting Solutions  
(formerly Eaton)

Brand: McGRAW-EDISON

Report Number: P386394

Luminaire Tested: **GWC-SA2A-735-U-T2-HSS**

Issue Date: 3/3/2020

**Test Information**

Test Method: LM-79-08  
Report Number: P386394  
TEST IS SCALED FROM IESNA LM-79-08 TEST DATA (G2-1903-205-13)  
Test Lab: INNOVATION CENTER  
Issue Date: 3/3/2020  
Manufacturer: COOPER LIGHTING SOLUTIONS (FORMERLY EATON)  
Product Line: MCGRAW-EDISON  
Catalog Number: GWC-SA2A-735-U-T2-HSS  
Description: GALLEON WALL LUMINAIRE  
(2) 70 CRI, 3500K, 615mA LIGHTSQUARES WITH 16 LEDS EACH AND TYPE II OPTICS WITH HOUSE SIDE SHIELD  
Light Source: -  
Ballast/Driver: ELECTRONIC DRIVER

**Summary**

Lumens per Lamp: N/A  
Luminaire Lumens: 6499.7 lumens  
Efficiency: N/A  
Efficacy: 98.5 lumens/watt  
Luminous Opening: Rectangular (W 1' x L: 0.5' x H: 0')  
IES Classification: Type II - Medium  
BUG Rating: B1 - U0 - G2

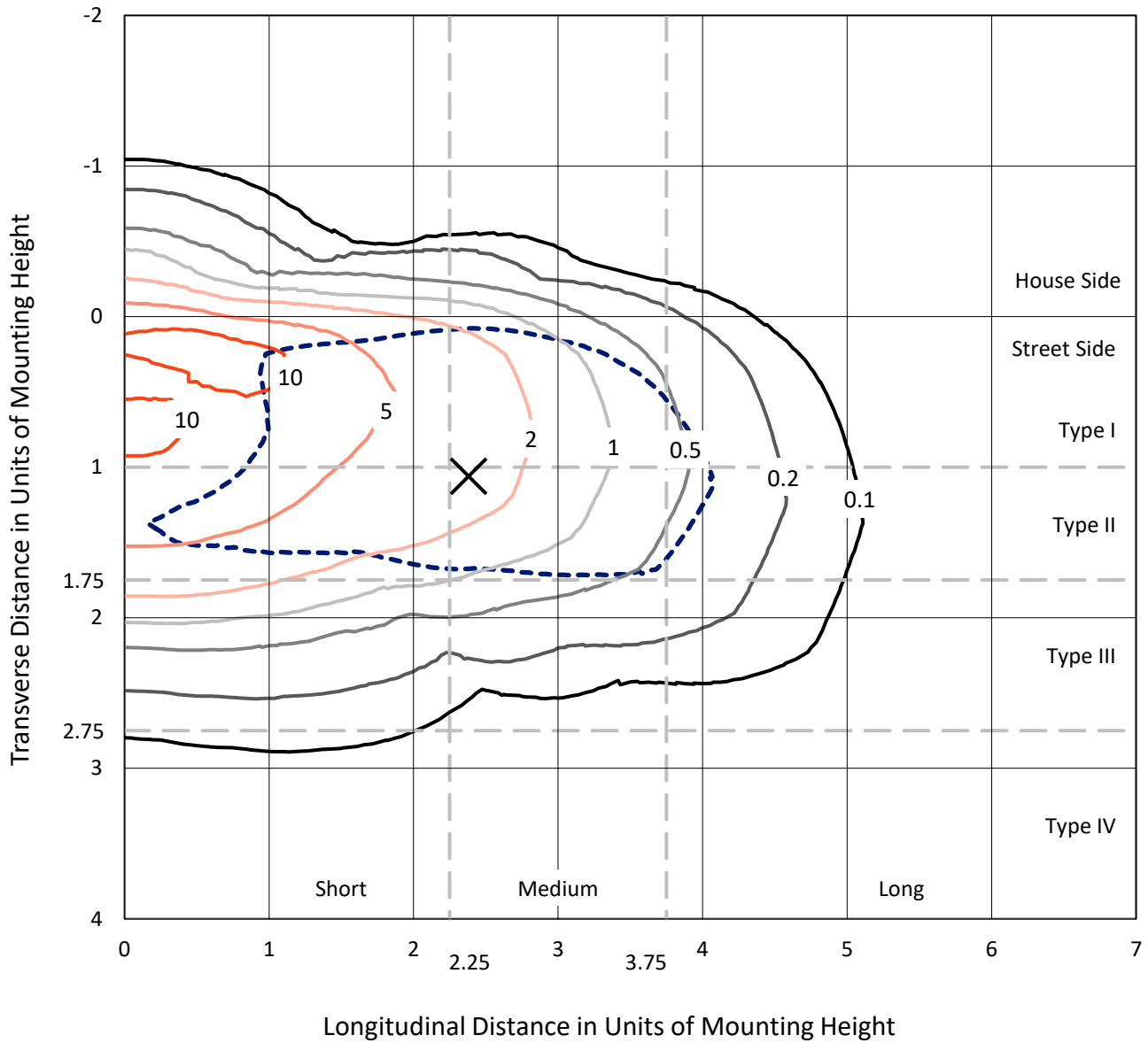
Input Watts (W): 66  
Input Voltage (V): NR  
Input Current (A<sub>in</sub>): NR  
Voltage Rise (V): NR  
Power Factor: NR  
Total Harmonic Distortion (THDi): NR  
Frequency (hertz): 60  
Stabilization Time: NR  
Operation Time: NR  
Ambient Temperature (°C): NR  
Test Distance: 24 FT



REPORT NUMBER: P386394  
 CATALOG NUMBER: GWC-SA2A-735-U-T2-HSS

### Iso-Footcandle Lines of Horizontal Illumination

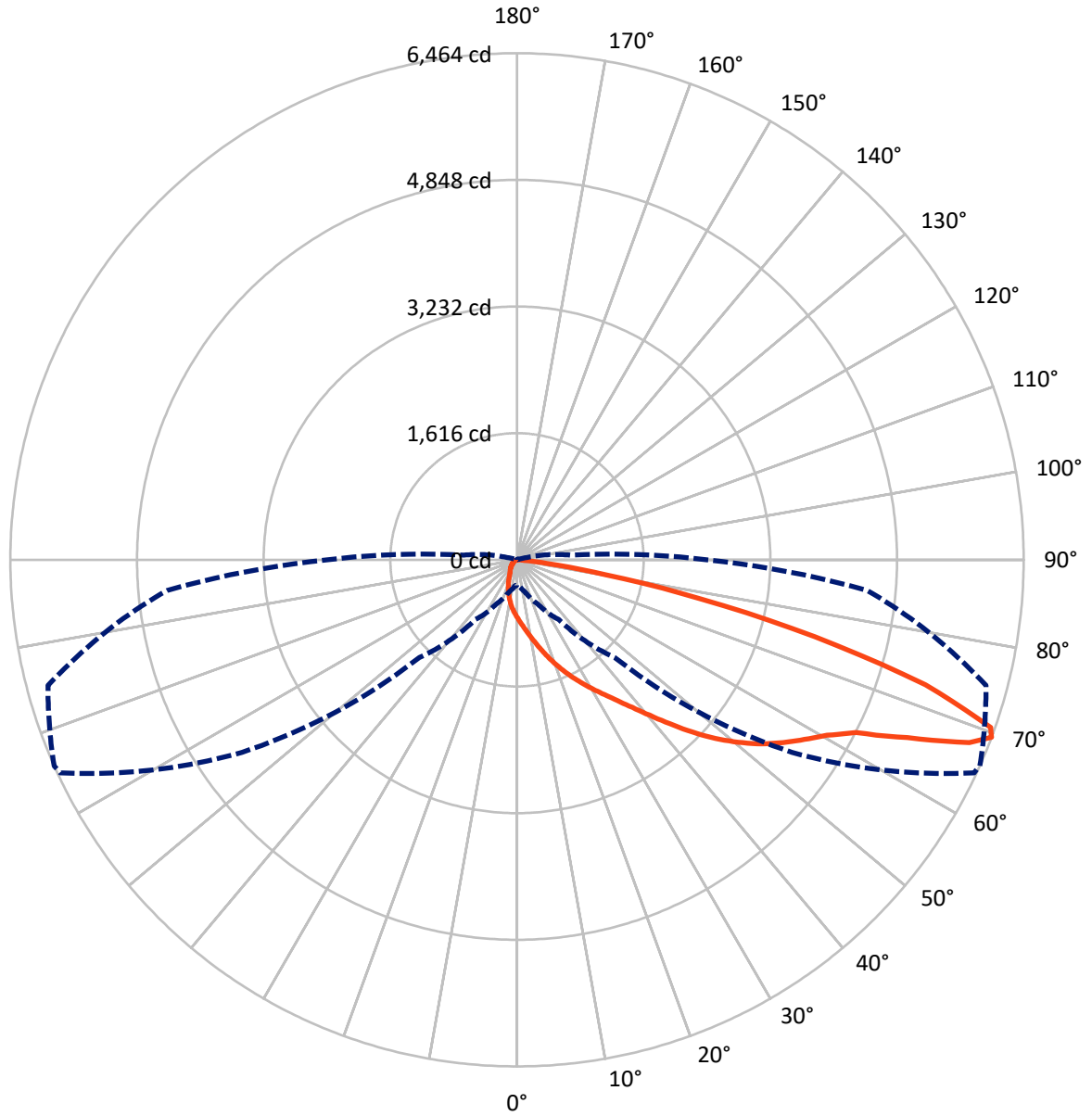
✕ Max cd  
 - - - 1/2 Max cd



Based on 10 foot mounting height. Maximum calculated value = 12.2 fc  
 Type II - Medium - N/A

REPORT NUMBER: P386394  
CATALOG NUMBER: GWC-SA2A-735-U-T2-HSS

### Luminous Intensity Polar Plot



— Vertical Plane Through 66-Deg Lateral    - - - Horizontal Cone Through 69-Deg Vertical

REPORT NUMBER: P386394

CATALOG NUMBER: GWC-SA2A-735-U-T2-HSS

**FLUX DISTRIBUTION:**

		Downward	Upward	Total
<b>House Side</b>	Lumens	389.9	0.0	389.9
	% Fixture	6.0	0.0	6.0
<b>Street Side</b>	Lumens	6109.8	0.0	6109.8
	% Fixture	94.0	0.0	94.0
<b>Total</b>	Lumens	6499.7	0.0	6499.7
	% Fixture	100.0	0.0	100.0

**ZONAL LUMENS:**

Zone	Lumens	% Fixture
0°-10°	71.5	1.1
10°-20°	212.8	3.3
20°-30°	370.6	5.7
30°-40°	650.1	10.0
40°-50°	1088.2	16.7
50°-60°	1599.6	24.6
60°-70°	1642.4	25.3
70°-80°	810.8	12.5
80°-90°	53.6	0.8
90°-100°	0.0	0.0
100°-110°	0.0	0.0
110°-120°	0.0	0.0
120°-130°	0.0	0.0
130°-140°	0.0	0.0
140°-150°	0.0	0.0
150°-160°	0.0	0.0
160°-170°	0.0	0.0
170°-180°	0.0	0.0
0°-90°	6499.7	100.0
0°-180°	6499.7	100.0

**Coefficient of Utilization**



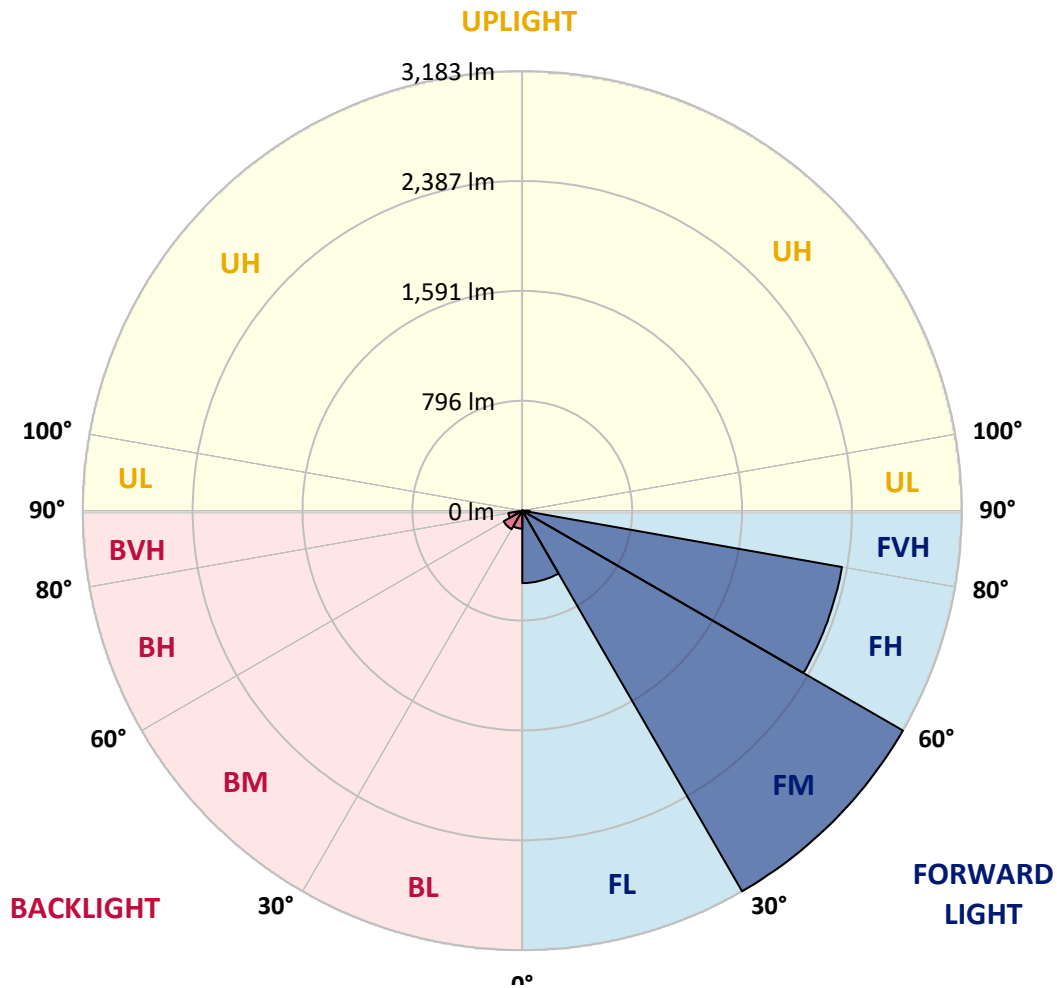
REPORT NUMBER: P386394

CATALOG NUMBER: GWC-SA2A-735-U-T2-HSS

**LUMINAIRE CLASSIFICATION SYSTEM LUMEN TABLE AND BUG RATING:**

Zone	Lumens	% Fixture	Zone Rating/Lumen Limit		
			B	U	G
FL (0°-30°)	524.5	8.1			
FM (30°-60°)	3182.6	49.0			
FH (60°-80°)	2350.5	36.2			G2/5000
FVH (80°-90°)	52.3	0.8			G1/100
BL (0°-30°)	130.4	2.0	B1/500		
BM (30°-60°)	155.4	2.4	B0/220		
BH (60°-80°)	102.7	1.6	B0/110		G0/110
BVH (80°-90°)	1.3	0.0			G0/10
UL (90°-100°)	0.0	0.0		U0/0	
UH (100°-180°)	0.0	0.0		U0/0	

**BUG Rating: B1-U0-G2**  
 Type II Medium





REPORT NUMBER: P386394  
 CATALOG NUMBER: GWC-SA2A-735-U-T2-HSS

**CANDELA DISTRIBUTION (FULL):**

	0°	5°	15°	25°	35°	45°	55°	65°	66°	75°	85°
0°	739.7	739.7	739.7	739.7	739.7	739.7	739.7	739.7	739.7	739.7	739.7
2.5°	870.5	866.9	865.4	858.5	846.8	837.8	820.6	800.5	796.8	777.3	753.6
5°	983.5	980.4	978.3	968.8	956.7	934.1	902.7	865.4	858.2	821.2	773.7
7.5°	1062.3	1067.8	1067.8	1061.7	1046.6	1029.6	991.0	940.1	931.1	874.3	800.5
10°	1108.3	1115.1	1120.3	1125.6	1123.4	1116.7	1080.2	1022.8	1012.0	936.7	831.6
12.5°	1112.6	1119.4	1134.2	1156.1	1177.4	1192.8	1170.0	1114.5	1102.1	1008.9	868.8
15°	1088.6	1095.6	1118.4	1161.1	1212.7	1257.8	1265.1	1216.0	1203.4	1095.1	915.1
17.5°	1046.6	1051.2	1083.9	1142.9	1223.7	1306.5	1351.2	1325.0	1313.3	1193.5	966.5
20°	1015.4	1018.8	1047.5	1110.7	1217.0	1337.0	1432.8	1440.7	1428.4	1299.1	1022.4
22.5°	1068.7	1074.9	1075.9	1105.9	1198.5	1352.2	1504.3	1554.7	1545.4	1411.2	1077.4
25°	1214.8	1221.9	1198.5	1179.9	1214.2	1358.9	1565.8	1671.4	1663.9	1531.9	1132.7
27.5°	1407.8	1415.2	1384.9	1329.6	1296.6	1384.6	1620.5	1789.9	1789.6	1659.6	1192.3
30°	1597.3	1604.7	1573.9	1518.5	1442.6	1457.1	1667.7	1914.0	1915.9	1791.5	1255.5
32.5°	1796.1	1805.3	1773.6	1702.6	1623.3	1582.5	1734.0	2038.8	2049.3	1944.3	1326.9
35°	2022.0	2023.4	1978.6	1904.2	1812.7	1750.1	1840.6	2178.6	2203.6	2133.6	1417.4
37.5°	2243.7	2252.7	2215.9	2098.6	2014.7	1943.7	1998.9	2353.4	2388.9	2364.7	1535.5
40°	2407.9	2426.8	2421.6	2295.0	2215.4	2164.7	2195.6	2561.1	2606.2	2634.0	1684.6
42.5°	2511.1	2525.3	2549.4	2473.1	2400.9	2409.3	2427.8	2803.2	2858.7	2940.9	1856.0
45°	2629.4	2636.1	2656.2	2622.5	2573.8	2657.7	2674.1	3075.8	3134.1	3270.9	2046.2
47.5°	2773.8	2789.9	2795.4	2764.5	2742.3	2877.6	2911.5	3323.7	3405.4	3624.4	2247.4
50°	2957.8	2962.1	2971.7	2951.7	2929.4	3066.5	3124.5	3583.9	3658.3	3979.0	2446.0
52.5°	3137.8	3153.3	3186.5	3173.9	3164.9	3227.3	3314.4	3818.5	3901.6	4274.8	2644.1
55°	3189.6	3203.0	3318.0	3396.8	3469.7	3425.5	3495.9	4028.8	4118.6	4539.1	2834.9
57.5°	2982.5	3009.3	3208.8	3413.8	3716.1	3733.6	3745.4	4244.6	4325.1	4741.6	3033.4
60°	2459.0	2464.1	2791.4	3143.0	3675.3	4002.5	4109.7	4476.4	4543.9	4930.2	3271.2
62.5°	1564.0	1617.4	1976.4	2472.8	3244.3	3963.6	4550.1	4827.1	4851.8	5156.5	3612.0
65°	744.9	779.5	1038.2	1527.8	2350.0	3465.6	4854.2	5461.4	5472.6	5605.1	4067.3
67.5°	412.5	429.1	552.3	822.4	1373.8	2450.9	4731.4	6212.9	6223.4	6063.2	4466.8
69°	322.6	336.8	433.7	619.9	931.4	1761.6	4281.6	6433.1	6464.2	6194.4	4481.0
70°	273.8	287.7	373.5	523.6	749.0	1361.1	3811.1	6378.4	6411.4	6182.1	4375.1
72.5°	167.6	175.7	248.8	368.6	502.0	684.7	2350.3	5394.2	5450.1	5670.8	3760.1
75°	113.0	117.3	155.6	254.4	359.0	352.6	1220.9	3802.1	3923.2	4411.2	2777.2
77.5°	80.9	84.9	104.4	164.6	251.6	232.8	552.9	2363.0	2388.9	2645.7	1514.6
80°	46.0	49.7	73.7	97.9	170.7	155.3	219.8	1128.7	1141.6	1134.5	505.7
82.5°	24.0	27.1	40.5	64.5	109.6	101.5	91.4	377.8	379.7	315.8	110.8
85°	4.6	5.5	20.1	44.2	56.5	44.2	37.4	88.6	90.5	79.9	27.4
87.5°	0.0	0.3	8.0	9.9	11.1	11.5	12.0	17.3	18.5	25.0	7.4
90°	0.0	0.0	0.0	0.0	0.0	0.0	0.0	0.0	0.0	0.0	0.0



REPORT NUMBER: P386394  
 CATALOG NUMBER: GWC-SA2A-735-U-T2-HSS

**CANDELA DISTRIBUTION (continued):**

	90°	95°	105°	115°	125°	135°	145°	155°	165°	175°	180°
0°	739.7	739.7	739.7	739.7	739.7	739.7	739.7	739.7	739.7	739.7	739.7
2.5°	743.1	732.0	710.7	685.9	666.8	648.0	633.2	617.7	612.2	609.4	609.1
5°	750.5	727.0	682.0	635.7	597.6	561.9	536.2	511.9	500.4	495.2	493.0
7.5°	762.9	725.2	652.6	582.0	527.3	482.6	447.1	420.5	407.2	401.7	399.5
10°	777.3	722.7	618.4	525.1	455.3	409.0	373.9	347.6	333.1	326.9	323.8
12.5°	794.4	718.4	578.9	467.7	393.9	347.6	305.0	272.6	255.9	248.8	245.5
15°	815.3	714.0	537.4	413.7	339.9	283.4	236.8	214.8	211.5	210.2	210.5
17.5°	836.0	707.3	492.4	360.3	283.1	221.3	197.6	196.3	197.0	197.0	197.0
20°	854.6	691.9	443.3	314.6	229.0	186.8	181.9	179.7	178.1	176.9	175.4
22.5°	869.0	671.1	396.0	269.2	187.1	171.1	163.3	156.5	151.0	147.3	145.4
25°	878.9	643.7	352.8	225.6	168.2	155.6	141.7	130.3	121.7	116.4	114.2
27.5°	886.3	614.1	314.2	188.9	155.3	137.7	119.5	105.9	96.9	92.3	90.5
30°	891.6	580.4	280.3	166.1	140.8	118.8	99.4	86.1	79.7	77.2	75.9
32.5°	896.5	543.1	248.2	155.3	127.2	101.5	83.3	73.2	69.1	66.0	65.1
35°	908.9	508.5	217.7	143.8	113.3	86.7	71.6	64.3	60.2	58.3	57.8
37.5°	938.2	482.8	188.3	132.2	99.4	75.1	62.7	57.4	53.7	51.9	51.3
40°	985.4	469.9	163.6	119.5	85.9	66.0	56.8	51.9	47.8	45.1	44.4
42.5°	1054.8	471.8	146.4	106.8	75.1	59.0	51.3	45.4	41.1	38.6	38.0
45°	1139.2	485.3	134.3	94.5	66.0	53.5	45.1	38.9	34.9	32.7	32.1
47.5°	1230.5	507.2	124.4	83.3	59.0	48.2	38.9	32.4	29.0	27.1	26.9
50°	1326.9	528.5	114.2	72.5	52.8	42.9	32.7	26.9	24.0	22.5	21.9
52.5°	1424.4	553.2	104.9	62.7	47.5	36.7	27.1	21.9	19.7	18.5	17.9
55°	1529.3	571.7	96.0	55.0	42.3	31.2	22.5	18.2	16.3	14.8	14.5
57.5°	1652.9	600.5	86.7	47.5	36.2	25.9	18.5	14.5	13.0	11.5	11.1
60°	1819.6	634.1	76.8	42.0	29.6	21.3	15.1	11.7	9.9	8.6	8.4
62.5°	2039.3	671.5	64.5	36.7	24.0	17.3	12.0	9.3	7.1	5.5	5.5
65°	2318.1	732.3	52.8	30.9	19.7	14.2	9.3	6.8	4.0	2.4	2.4
67.5°	2480.8	742.8	42.6	25.3	16.1	12.0	7.7	4.6	1.2	0.3	0.0
69°	2428.7	682.0	36.2	21.6	13.9	11.5	7.1	3.4	0.7	0.0	0.0
70°	2330.4	623.6	31.8	19.2	12.7	10.8	6.8	2.4	0.7	0.0	0.0
72.5°	1925.8	444.0	24.0	14.2	9.3	9.6	6.2	1.5	0.7	0.0	0.0
75°	1402.8	269.8	17.3	9.9	5.8	7.1	4.3	0.7	0.3	0.0	0.0
77.5°	780.4	127.2	10.8	5.5	3.7	4.3	2.2	0.0	0.0	0.0	0.0
80°	253.4	34.6	5.0	3.1	2.2	2.4	0.9	0.0	0.0	0.0	0.0
82.5°	47.0	9.9	2.8	1.5	0.7	0.7	0.0	0.0	0.0	0.0	0.0
85°	10.1	4.0	1.5	0.7	0.0	0.0	0.0	0.0	0.0	0.0	0.0
87.5°	3.4	1.2	0.3	0.0	0.0	0.0	0.0	0.0	0.0	0.0	0.0
90°	0.0	0.0	0.0	0.0	0.0	0.0	0.0	0.0	0.0	0.0	0.0



Signify Classified - Internal  
Cooper Lighting Solutions Photometric Lab  
1121 Highway 74 South  
Peachtree City, GA 30269

Scaled Data Report



Report Generated By 670245982

Signify Classified - Internal  
Cooper Lighting Solutions Photometric Lab  
1121 Highway 74 South  
Peachtree City, GA 30269

Scaled Data Report



Signify Classified - Internal  
Cooper Lighting Solutions Photometric Lab  
1121 Highway 74 South  
Peachtree City, GA 30269

Scaled Data Report



Signify Classified - Internal  
Cooper Lighting Solutions Photometric Lab  
1121 Highway 74 South  
Peachtree City, GA 30269

Scaled Data Report



Signify Classified - Internal  
Cooper Lighting Solutions Photometric Lab  
1121 Highway 74 South  
Peachtree City, GA 30269

Scaled Data Report



--- HS — SS

Signify Classified - Internal  
Cooper Lighting Solutions Photometric Lab  
1121 Highway 74 South  
Peachtree City, GA 30269

Scaled Data Report



u

Signify Classified - Internal  
Cooper Lighting Solutions Photometric Lab  
1121 Highway 74 South  
Peachtree City, GA 30269

Scaled Data Report



Signify Classified - Internal  
Cooper Lighting Solutions Photometric Lab  
1121 Highway 74 South  
Peachtree City, GA 30269

Scaled Data Report



(END OF REPORT)